

Kids' Emergency Preparedness

Activity Guide



**Emergencies can strike quickly and without warning.
When emergencies occur, you can take important steps that will
save lives and protect your family.**

()

My Phone Number

Know your number!

Ask a grown-up to help you write your phone number on the line. Then use your finger to practice pressing the numbers. You can also practice dialing 9-1-1 to get help.



Where to Meet

Paste a photo or draw a picture of your family's meeting place in the space below.

My Family's Meeting Place



**Your parents will tell you what to do if there's an emergency.
And if you're not with your parents, there are other grown-ups who
can help you, like police officers, firefighters and teachers.**


**Use a crayon or finger to find the helpers
in your neighborhood.**

START



FINISH!

Disaster Dan brings home an interesting homework assignment.




My homework is to review our family emergency plan and our preparedness supplies. Do we have those?

We asked Grandpa to be our out-of-town contact.


That way we can call grandpa and he can tell everyone we are safe!

What a great idea! Let's go over them.

Yeah, let's update all of our emergency contacts and make sure we have a family meeting place in an emergency.



The next step is to check our emergency supplies to make sure we have everything we need for us and Dana.



Great, I will go around the house now and make sure we are prepared!




CONTACT LIST



Find things you will need to have on hand to help you and your family be prepared for an emergency.

Find and circle these items in the house.

- Flashlight
- Radio
- Clothing
- Blankets
- First aid kit
- Dog food
- Water bottle
- Contact list
- Sturdy shoes or boots




Disaster Dan made his emergency kit, now you can too! Look at this list of items to put in your disaster supply kit. Remember, during a disaster, you may have to evacuate quickly and there might not be enough time to gather all the supplies you need, so start preparing today!



- Canned or dried foods
- Can opener
- Water (one gallon per person each day)
- Flashlight
- Radio
- Extra batteries for the flashlight and radio
- Things to play with like games, cards, or crayons
- Soap, toilet paper, toothbrush
- Extra clothing and blankets
- Eye glasses and medicine



- First aid kit
- Contact list
- Forks, spoons, knives, and paper plates
- Copies of IDs and credit cards
- Cash and coins
- Whistle
- A map of the area
- Sturdy shoes or boots
- Baby food, bottles, diapers



Don't forget your family pet!

Disaster Dan wants you to think about your pet in your disaster plan, too. If a disaster strikes, take your pets with you. If you have to evacuate, circle the pet items that you will want to take with you.



Pet Food




Pet Medicine



Collar




Pet Carrier



Treats

Have your parents help you fill out this crossword puzzle.



ACROSS

- 2 Something to keep you warm.
- 3 A furry family friend at home.
- 7 What you enjoy eating between lunch and dinner; what you should have in your emergency kit.
- 8 You can listen to music on it and it will provide good information during a disaster.
- 9 When the ground shakes!

DOWN

- 1 Helps you see in the dark.
- 3 Your family should have a disaster _____ in case of emergency.
- 4 You should know your parent's _____ number.
- 5 We all need a gallon per day for drinking and cleaning.
- 6 A Japanese word for a powerful rising of the ocean.



Don't Delay! Prepare Today!

This activity guide is a fun way to prepare kids and families for disasters. The activities in this guide are intended to teach children how to prepare for emergencies and discuss preparedness with their families. This guide is based on a simple, three step message – get a kit, have a plan, sign up and be informed. By following these steps, families can get prepared in a fun and easy way!

STEP 1 Get a kit!



Be sure to have seven days of emergency supplies.

STEP 2 Have a plan!



Be sure to have an emergency plan and a way to contact your family.

STEP 3 Sign up and be informed!



Sign up for your city's alert notification system or stay informed by radio or by computer.

